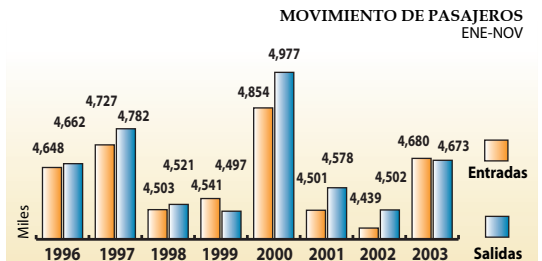


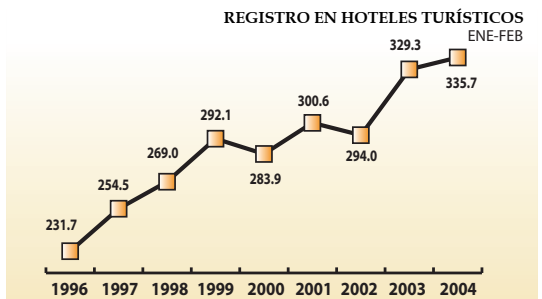
MOVIMIENTO DE PASAJEROS (MILES)

| | NOV 03 | OCT 03 | ENE 02 | AN 03 ENE-NOV 03 | AN 02 ENE-NOV 02 | % CAMBIO |
|--------------|--------|--------|--------|---------------------|---------------------|----------|
| ENTRADAS | 401.4 | 341.4 | 374.9 | 4,679.8 | 4,438.9 | 5.4% |
| SALIDAS | 397.4 | 335.5 | 380.3 | 4,673.2 | 4,501.6 | 3.8% |
| BALANCE NETO | 4.0 | 5.9 | -5.4 | 6.6 | -62.7 | |



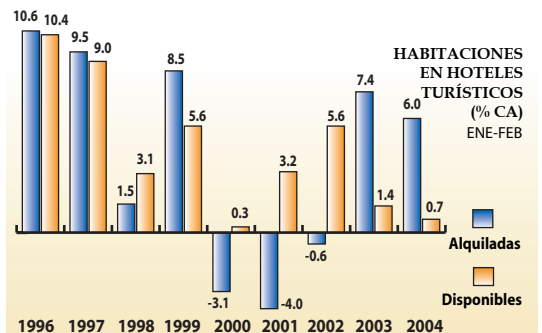
REGISTRO HOTELERO (MILES)

| | FEB 04 | ENE 04 | FEB 03 | AN 04 ENE-FEB 04 | AN 03 ENE-FEB 03 | % CAMBIO |
|-------------------------|--------|--------|--------|---------------------|---------------------|----------|
| TOTAL | 168.5 | 167.2 | 164.0 | 335.7 | 329.3 | 1.9% |
| NO RESIDENTE | 130.8 | 126.4 | 124.0 | 257.2 | 246.5 | 4.3% |
| RESIDENTE | 37.7 | 40.9 | 40.0 | 78.5 | 82.8 | -5.2% |
| HOTELES TURÍSTICOS | 151.1 | 149.4 | 147.2 | 300.4 | 293.9 | 2.2% |
| PARADORES | 12.9 | 13.3 | 13.3 | 26.2 | 27.5 | -4.7% |
| ESTADÍA PROMEDIO (DÍAS) | 2.6 | 2.6 | 2.6 | 2.6 | 2.6 | 0.0% |



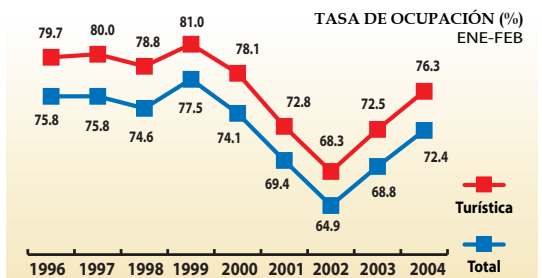
NÚMERO DE HABITACIONES 2/

| | FEB 04 | ENE 04 | FEB 03 | AN 04 ENE-FEB 04 | AN 03 ENE-FEB 03 | % CAMBIO |
|----------------------------------|--------|--------|--------|---------------------|---------------------|----------|
| HABITACIONES DISPONIBLES (TOTAL) | 11,304 | 11,345 | 11,148 | 11,324 | 11,465 | -1.2% |
| HOTELES TURÍSTICOS | 9,893 | 9,936 | 9,777 | 9,915 | 10,021 | -1.1% |
| PARADORES | 1,002 | 998 | 1,029 | 1,000 | 1,066 | -6.2% |
| HABITACIONES ALQUILADAS (TOTAL) | 8,522 | 7,870 | 8,137 | 8,196 | 7,886 | 3.9% |
| HOTELES TURÍSTICOS | 7,873 | 7,252 | 7,532 | 7,563 | 7,269 | 4.0% |
| PARADORES | 457 | 429 | 463 | 443 | 464 | -4.5% |



TASA DE OCUPACIÓN (%)

| | FEB 04 | ENE 04 | FEB 03 | AN 04 ENE-FEB 04 | AN 03 ENE-FEB 03 | CAMBIO |
|-----------|--------|--------|--------|---------------------|---------------------|--------|
| TOTAL | 75.4 | 69.4 | 73.0 | 72.4 | 68.8 | 3.6 |
| TURÍSTICA | 79.6 | 73.0 | 77.0 | 76.3 | 72.5 | 3.8 |
| PARADORES | 45.6 | 43.0 | 45.0 | 44.3 | 43.6 | 0.7 |



TARIFAS PROMEDIO HOTELES 4/

| TEMPORADA | ALTA 02 3/ | BAJA 02 3/ | ALTA 01 3/ | BAJA 01 3/ |
|-----------------------|------------|------------|------------|------------|
| ÁREA METROPOLITANA | \$104.9 | \$74.8 | \$126.0 | \$106.9 |
| HOTELES TURÍSTICOS | 134.9 | 110.4 | 138.2 | 115.4 |
| ÁREA NO METROPOLITANA | 110.3 | 67.7 | 116.1 | 100.5 |
| HOTELES TURÍSTICOS | 142.5 | 113.2 | 152.5 | 122.0 |

VISITANTES EN CRUCEROS (MILES)

| | ENE 04 | DIC 03 | ENE 03 | AN 04 ENE 04 | AN 03 ENE 03 | % CAMBIO |
|------------------|--------|--------|--------|-----------------|-----------------|----------|
| TOTAL VISITANTES | 156.0 | 153.4 | 120.9 | 156.0 | 120.9 | 29.0% |

