



Economic Activity Index

For the month of August 2009

October 15, 2009



The Economic Activity Index (EAI)

GDB Economic Activity Index Highlights

Advantages of the EAI:

- Economic activity barometer
- 98% correlation with the Puerto Rico GNP
- Published on a monthly basis
- Reliable tool to monitor trends in Puerto Rico economy

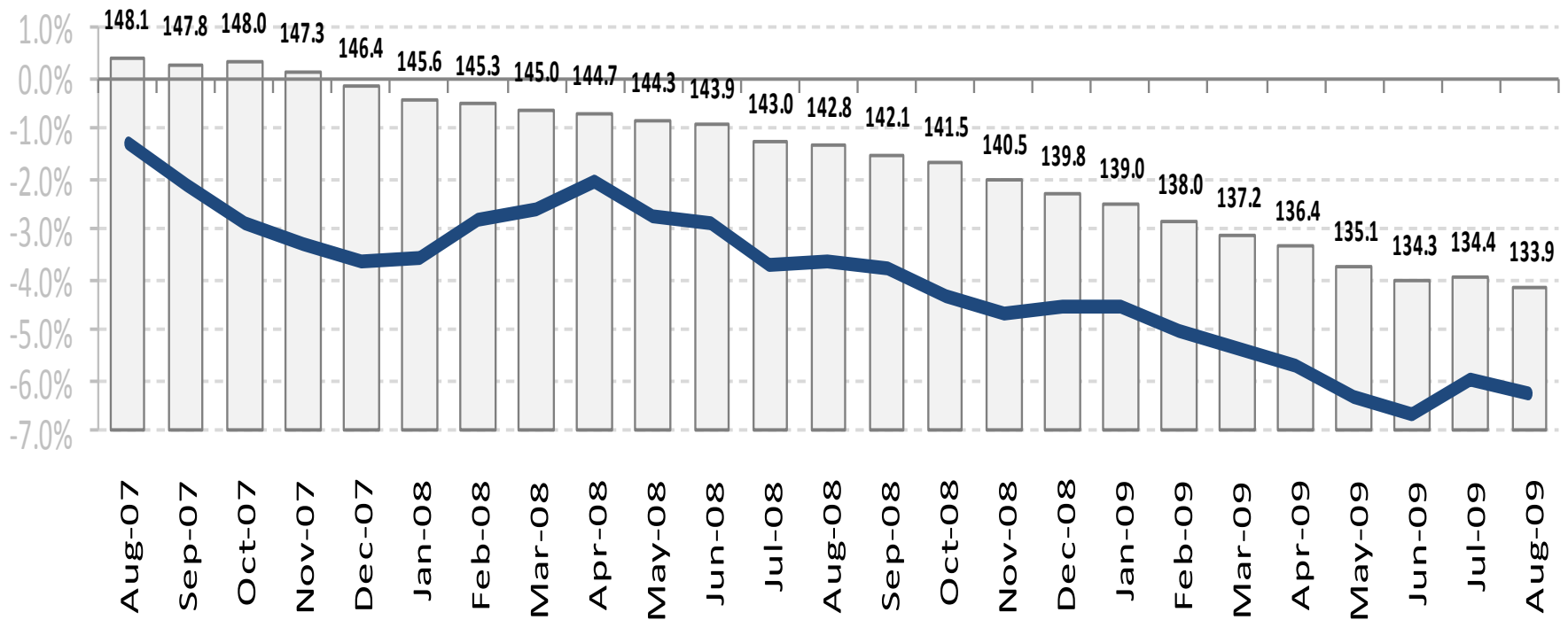
The EAI is made up of 4 indicators:

- Salaried Employment (Business Survey)
- Electric Power Consumption Total (MM/kWh)
- Cement Sales (MM of bags)
- Gas Consumption (MM of gallons)



GDB Economic Activity Index For the month of August 2009

GDB Economic Activity Index



■ Economic Activity Index – GDB

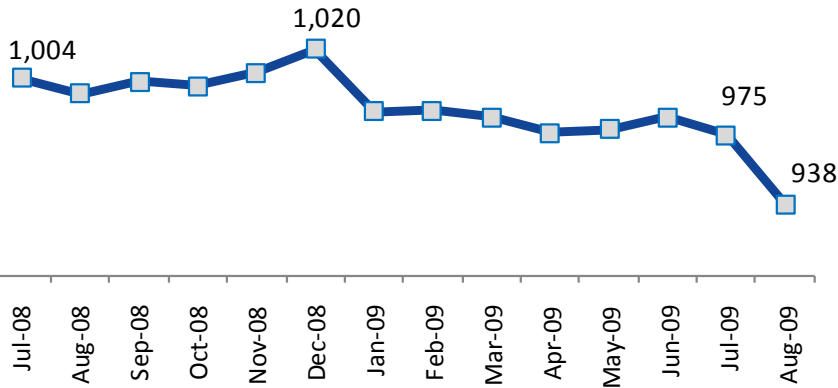
— Annual Change of Index (%)



GDB Economic Activity Index Components

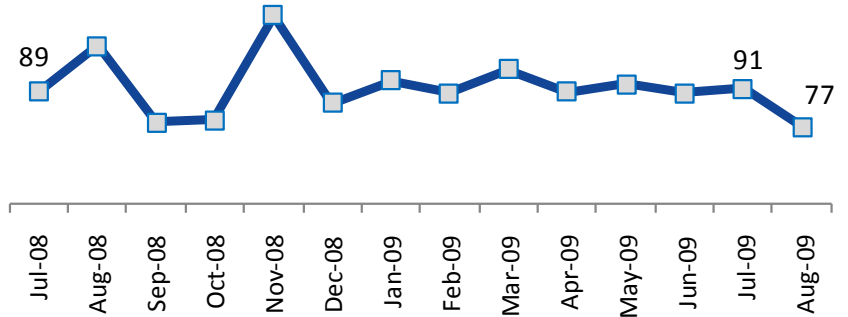
Employment

(# of People in Payroll, in thousands)



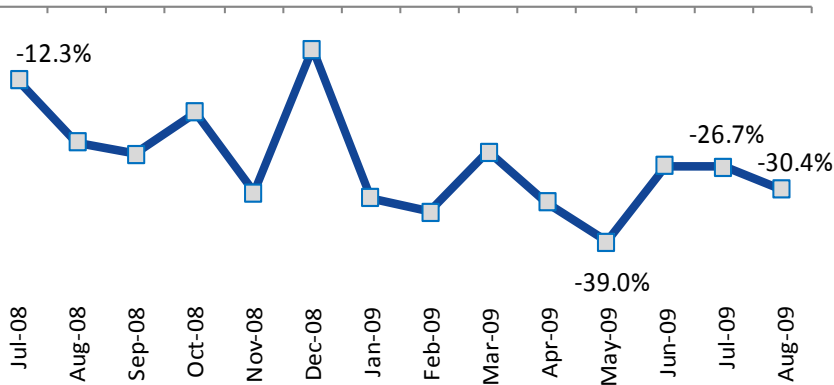
Gas Consumption

(# of Gallons Sold, in Millions)



Cement Sales

(% Annual Sales Growth/Cement Bags)



Electric Power Consumption

(Sale of Energy kW h)

